

# türanschlagleisten

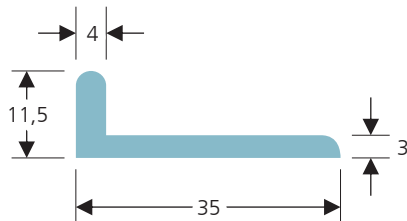
couvre-joints  
cornici coprofilo

BKP/CFC/CCC 273.1

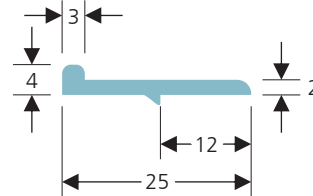
## Türanschlagleisten für doppeltürige Schränke

Couvre-joints pour armoires à deux battants  
Battuta per le ante di armadi

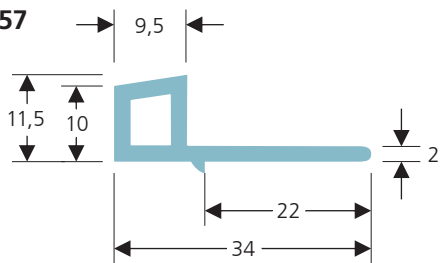
X 1135



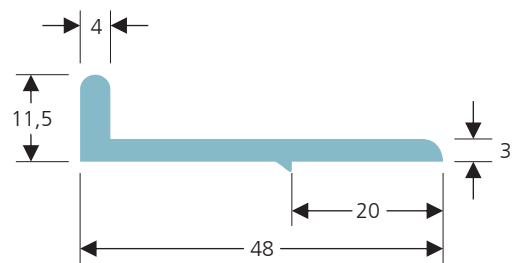
X 1148



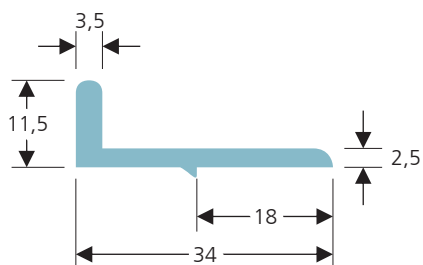
X 1157



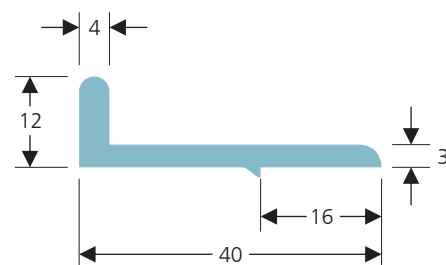
X 1162



X 1179



X 1183



Masstab 1:1, Masse in mm

Echelle 1:1, mesures en mm

Scala 1:1, dimensioni in mm